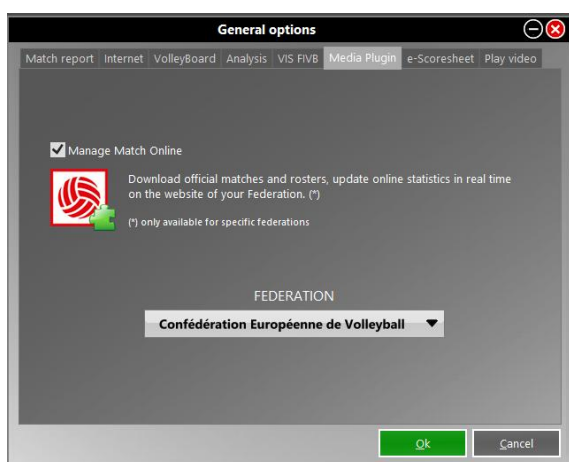


Data Volley 4

Media Plugin

MANAGE MATCH ONLINE

To enable the online match management, click [Tools], [General options], [Media Plugin] tab, check on “Manage Match Online” and select your Federation.

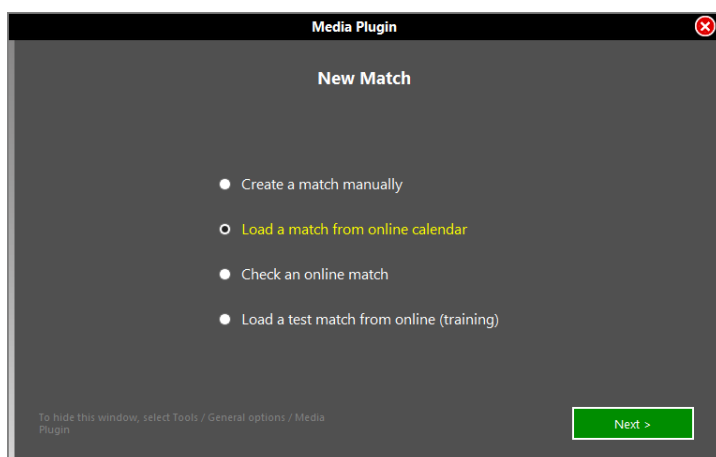


Allows you to download matches and official rosters and update statistics online in real time on the website of your Federation. These services are provided by Data Project for the national championships in different countries in the world.

N.B. Only if you have an username and password provided by the federations or leagues subscribed you can have access to all the services. Ask your Federation for your username and password.

NEW MATCH

Enabling the online match management and clicking on [New Match] another menu will open, with these 4 buttons.



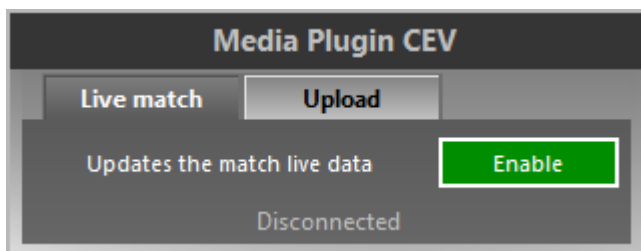
CREATE A MACTH MANUALLY

Click this button to load your custom matches.

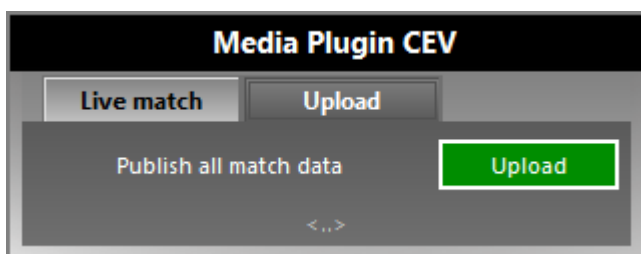
LOAD A MATCH FROM ONLINE CALENDAR

1. Choose your Federation or League, enter your username and password click on **[Next]** button.
2. Choose Competition among those available and click on **[Next]** button.
3. Choose the match you want among those present and click on **[Load Match]** button.

Once loaded the match, insert the players on the online roster for each team (you can still add players manually). When placing the Line Up you can load information directly from e-scoresheet, the software to compile the official scoresheet (if available for the Federation).



Before start the match, enable Live Match, needed to update the result online on the website of your Federation or League.



At the end of the match click on **[Upload]** to send the official result of the match. You can also send the report at the end of each set (required for some Federations).

LOAD A TEST MATCH FROM ONLINE (TRAININIG)

To test the functionality of the Media version you can do a Trial Match. The steps to follow are the same as in the previous paragraph. The only differences are that you will need to enter a username and password as "scorertest". N.B. Not available for Italian leagues.

CHECK AN ONLINE MATCH

For avoiding problems with the official matches you need to control your match one or two days before. In particular, we must ensure that the permissions and rosters are correct and that the internet connection is working properly.

After selecting the competition and the Match to go and found that the info and rosters are correct, click **[Execute Check]**. The verification shall be recorded in the database of the Federation.



For problems relative to the check or for incorrect match data (Info and Rosters) please contact the statistics department.

N.B. Not available for Italian leagues.

IMPORT TEAMS

To import teams, without select a new match, you can choose the button **[Import]** in Team database, and then select **[Import from Legaue]**.

